



Stationary screw compressors

Catalog #2

Index

Index	2
Screw Compressors A-Series with capacity to 2,3 m³/min	3
Screw Compressors A-Series with capacity to 3,6 m³/min	7
Screw Compressors A-Series with capacity to 5,9 m³/min	10
Screw Compressors A-Series with capacity to 8,7 m³/min	13
Screw Compressors A-Series with capacity to 13,8 m³/min	16
Lubricant for Screw Compressors ScrewLub	19

This Catalogue is valid from 01.12.2017.

All previous catalogues lose their validity with the publication of the new catalogue.

Technical characteristics, specifications and details published in this catalogue are subject to change without notice.

Comprag GmbH.

The latest catalogue version is available for download on our web page

www.comprag.com

Screw Compressors A-Series with capacity to 2,3 m³/min

A-Series are oil filled screw compressors designed for smooth and economical production of compressed air in industrial plants. They feature a compact, logically laid-out design, high quality materials and workmanship, using key components from leading manufacturers.

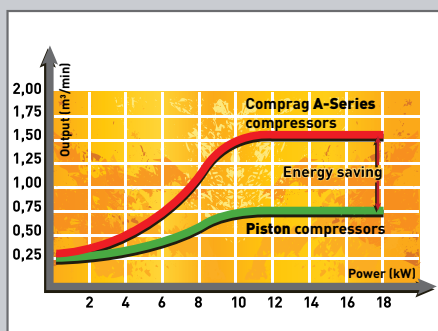
There are three versions of the A-Series screw compressor:
 A....base mounted version
 AR....receiver mounted version
 ARD....receiver mounted version
 with refrigerated dryer RDX

Pictured:
 A11..
 AR 11..



Features:

- Modern, energy-efficient air-end.
- Microprocessor controlled for optimal cost-effective compressor operation.
- Through intelligent design of all key components, internal pressure losses are kept to a minimum, resulting in noticeable savings in total energy consumption.
- Through the use of an effective oil separation system, a residual oil content in compressed air of maximum 3 mg/m³ is attained.
- All filters and separators are easy to reach for economical service.



Screw compressors offer significant energy savings in the 7.5 kW to 15 kW motor power range of compressors when compared to piston compressors.

For the same electrical power consumption, the specific cost per cubic meter of compressed air is significantly lower when using A-Series compressors.

Design and technical characteristics

A-Series screw oil-filled compressors produce industrial compressed air with supreme air treatment, class 4 according to DIN ISO 8573-1.

Base mounted version (A).



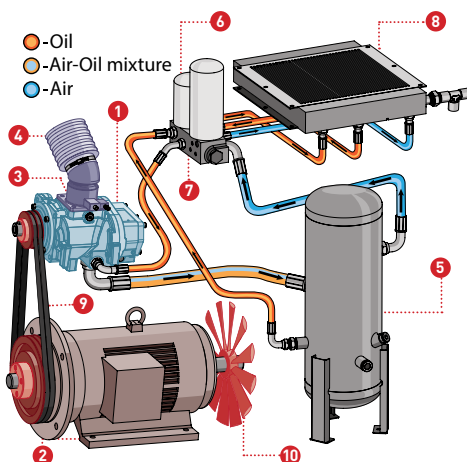
Receiver mounted version (AR).

It has the following advantages:

- prevents pulsation in compressed air line when number of appliances is increased.
- reduces cyclicity in change of operating modes of compressors, which reduces wear on air end, electric motor and drive system.
- considerable electrical energy efficiency.
- condensate separation.



Flow chart of compressor



- Screw air-end
- Electric motor
- Air intake valve
- Air filter
- Separation vessel
- Spin-On oil filter
- Spin-On separator
- Heat exchanger
- Belt drive
- Cooling fan



Controller e-Log

The controller **e-Log** controls operation of the compressor in automatic mode, and also provides the user with necessary information on the working pressure, temperature of the air oil mixture, compressor operation time, etc.



Screw air-end

The air end has a contemporary energy-efficient screw shape.

When the screw pair rotates, the air oil mixture, under the influence of excess pressure, fills the gaps between the rotors, preventing them from coming into contact with each other. This extends the service life of the screw pair.

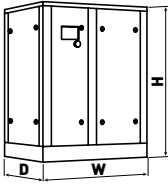
Air-End A-11 A-Series

Table of models operate in a capacity range up to 2,3 m³/min

Article	Model	Drive power (kW)	Max. working pressure (bar)	Capacity* (m³/min)	Rated voltage (phase/V/Hz)	Sound pressure level** dB(A)	Air receiver capacity (liter)	Refrigerated dryer, RDX-Series	Screw connection
11100011	A0708	7,5	8	1,1	3/380/50	65	-	-	1/2"
11100012	A0710		10	0,8					
11100013	A0713		13	0,6					
11100015	AR0708-270		8	1,1			270	-	
11100016	AR0710-270		10	0,8					
11100018	AR0708-500		8	1,1					
11100019	AR0710-500		10	0,8			500	x	
11110011	ARD0708-270		8	1,1			270		
11110012	ARD0710-270		10	0,8					
11110013	ARD0708-500		8	1,1					
11110014	ARD0710-500		10	0,8			500		
11100021	A1108	11,0	8	1,6	3/380/50	67	-	-	1/2"
11100022	A1110		10	1,4					
11100023	A1113		13	1,3					
11100025	AR1108-270		8	1,6			270	-	
11100026	AR1110-270		10	1,4					
11100028	AR1108-500		8	1,6					
11100029	AR1110-500		10	1,4			500	x	
11110015	ARD1108-270		8	1,6			270		
11110016	ARD1110-270		10	1,4					
11110017	ARD1108-500		8	1,6					
11110018	ARD1110-500		10	1,4			500		
11100031	A1508	15,0	8	2,3	3/380/50	69	-	-	1/2"
11100032	A1510		10	1,8					
11100033	A1513		13	1,5					
11100035	AR1508-270		8	2,3			270	-	
11100036	AR1510-270		10	1,8					
11100038	AR1508-500		8	2,3					
11100039	AR1510-500		10	1,8			500	x	
11110019	ARD1508-270		8	2,3			270		
11110020	ARD1510-270		10	1,8					
11110021	ARD1508-500		8	2,3					
11110022	ARD1510-500		10	1,8			500		

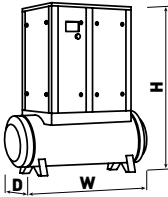
* Measured according to ISO 1217

** Measured according to ISO 3744



Dimensions A-type

Model	Height H (mm)	Width W (mm)	Depth D (mm)	Weight (kg)
A07..	1170	900	700	285
A11..	1170	900	700	293
A15..	1170	900	700	315



Dimensions AR / ARD-type

Model	Height H (mm)	Width W (mm)	Depth D (mm)	Weight (kg)
AR07..-270/ ARD07.. -270	1650	1470	700	405/440
AR07..-500/ ARD07.. -500	1650	1900	800	447/ 482
AR11..-270/ ARD11.. -270	1650	1470	700	413/450
AR11..-500/ ARD11.. -500	1650	1900	800	455/ 492
AR15..-270/ ARD15.. -270	1650	1470	700	420/460
AR15..-500/ ARD15.. -500	1650	1900	800	462/ 502

Screw Compressors A-Series with capacity to 3,6 m³/min

A-Series are oil filled screw compressors designed for smooth and economical production of compressed air in industrial plants. They feature a compact, logically laid-out design, high quality materials and workmanship, using key components from leading manufacturers.

There are three versions of the A-Series screw compressor:
 A....base mounted version
 AR....receiver mounted version
 ARD....receiver mounted version with refrigerated dryer RDX

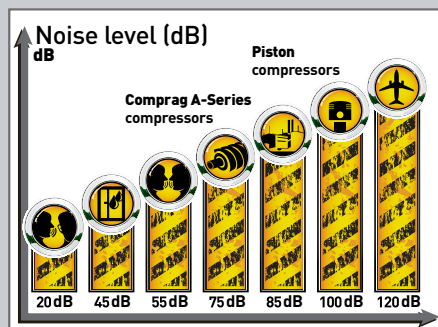
Pictured:
 A22..
 ARD22..



Features:

- Modern, energy-efficient air-end.
- Microprocessor controlled for optimal cost-effective compressor operation.
- Through intelligent design of all key components, internal pressure losses are kept to a minimum, resulting in noticeable savings in total energy consumption.
- Through the use of an effective oil separation system, a residual oil content in compressed air of maximum 3 mg/m³ is attained.
- All filters and separators are easy to reach for economical service.

A-Series Compressors feature a compact design, with low noise levels under 80 dB



Comprac A-Series compressors are noise- and vibration-insulated and can be installed in any industrial premises in close proximity to the consumer.

This eliminates the need to install costly noise insulation and to run long compressed air lines, thereby reducing pressure losses and increasing system efficiency.

Design and technical characteristics

A-Series screw oil-filled compressors produce industrial compressed air with supreme air treatment, class 4 according to DIN ISO 8573-1.

Base mounted version (A).



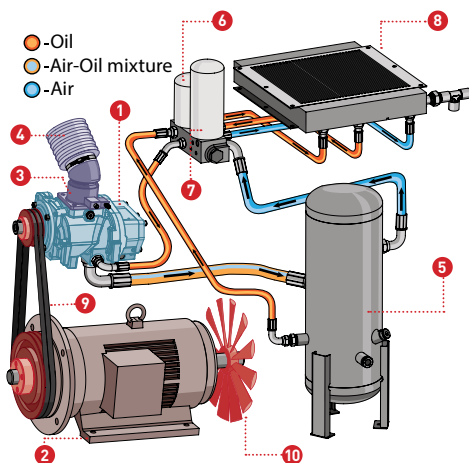
Receiver mounted version (AR).

It has the following advantages:

- Prevents pulsation in compressed air line when number of appliances is increased.
- Reduces cyclicality in change of operating modes of compressors, which reduces wear on air end, electric motor and drive system.
- Considerable electrical energy efficiency.
- Condensate separation.



Flow chart of compressor



1. Screw air-end
2. Electric motor
3. Air intake valve
4. Air filter
5. Separation vessel
6. Spin-On oil filter
7. Spin-On separator
8. Heat exchanger
9. Belt drive
10. Cooling fan



Controller e-Log

The controller **e-Log** controls operation of the compressor in automatic mode, and also provides the user with necessary information on the working pressure, temperature of the air oil mixture, compressor operation time, etc.



Screw air-end

The air end has a contemporary energy-efficient screw shape.

When the screw pair rotates, the air oil mixture, under the influence of excess pressure, fills the gaps between the rotors, preventing them from coming into contact with each other. This extends the service life of the screw pair.

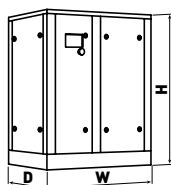
Air-End A-18 A-Series

Table of models operate in a capacity range up to 3,6 m³/min

Article	Model	Drive power (kW)	Max. working pressure (bar)	Capacity * (m³/min)	Rated voltage (phase/V/Hz)	Sound pressure level ** dB(A)	Air receiver capacity (liter)	Refrigerated dryer, RDX-Series	Screw connection
11100041	A1808	18,5	8	3,1	3/380/50	70	-	-	3/4"
11100042	A1810		10	2,5					
11100043	A1813		13	2,2					
11100045	AR1808-500		8	3,1			500	-	
11100046	AR1810-500		10	2,5					
11110023	ARD1808-500		8	3,1				x	
111100234	ARD1810-500	10	2,5						
11100051	A2208	22,0	8	3,6	3/380/50	70	-	-	3/4"
11100052	A2210		10	3,0					
11100053	A2213		13	2,6					
11100055	AR2208-500		8	3,6			500	-	
11100056	AR2210-500		10	3,0					
11110027	ARD2208-500		8	3,6				x	
11110028	ARD2210-500	10	3,0						

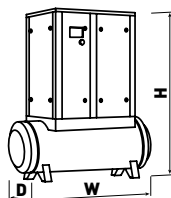
* Measured according to ISO 1217

** Measured according to ISO 3744



Dimensions A-type

Model	Height H (mm)	Width W (mm)	Depth D (mm)	Weight (kg)
A18..	1270	1000	800	415
A22..	1270	1000	800	435



Dimensions AR / ARD-type

Model	Height H (mm)	Width W (mm)	Depth D (mm)	Weight (kg)
AR18..-500/ARD18..-500	1860	1900	800	570/630
AR22..-500/ARD22..-500	1860	1900	800	590/650

Screw Compressors A-Series with capacity to 5,9 m³/min

A-Series are oil filled screw compressors designed for smooth and economical production of compressed air in industrial plants. They feature a compact, logically laid-out design, high quality materials and workmanship, using key components from leading manufacturers.



The following models operate in a capacity range up to 5,9 m³/min:

- A30..
- A37..

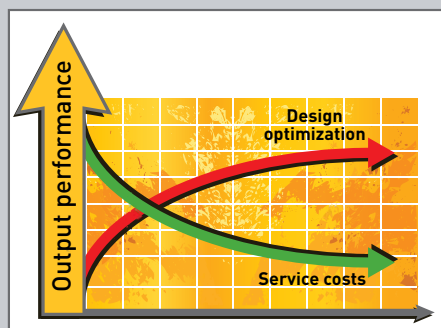


Pictured: A37..

Features:

- Modern, energy-efficient air-end.
 - Microprocessor controlled for optimal cost-effective compressor operation.
- Through intelligent design of all key components, internal pressure losses are kept to a minimum,
- resulting in noticeable savings in total energy consumption.
- Through the use of an effective oil separation system,
- a residual oil content in compressed air of maximum 3 mg/m³ is attained.
- pro-Log controller for more setting and control options, supervision via LAN and connection to a multi-compressor management system.
- All filters and separators are easy to reach for economical service.

Class leading efficiency



A-Series compressors have been developed to offer an optimal balance between performance, energy saving solutions, and offer increased servicing intervals to reduce your running costs.

A-Series compressors are most efficient in class.

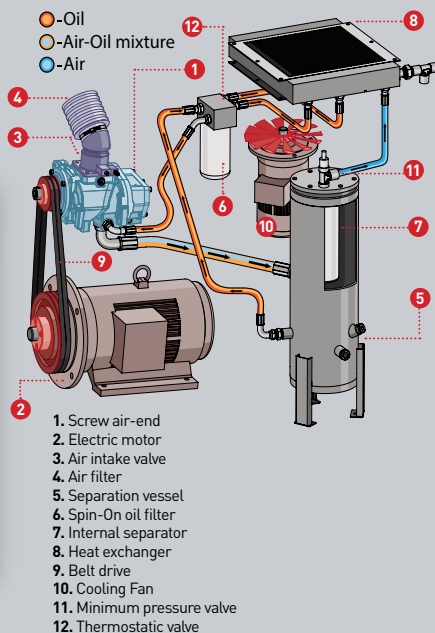
Design and technical characteristics

A-Series screw oil-filled compressors produce industrial compressed air with supreme air treatment, class 4 according to DIN ISO 8573-1.


Base mounted version (A).



Flow chart of compressor



Effective separation system



A-Series compressors are fitted with an effective three-phase separation system.

Most of the oil is separated under centrifugal force in the separator tank.

Some of the oil is separated by gravitational force during movement of oil inside the separator.

The remaining amount of oil is separated by a quality separation element.

The total amount of oil in compressed air at the outlet of the compressor does not exceed 3 mg/m^3 .

Professional controller pro-Log



The professional controller **pro-Log** controls operation of the compressor in automatic mode, and also provides the user with necessary information on the working pressure, temperature of the air oil mixture, compressor's operation time, need for servicing, etc.

The professional controller allows several compressors to be combined into a joint system and be controlled remotely.

Screw air-end



The air end has a contemporary energy-efficient screw shape.

This increases compressor efficiency and reduces maintenance and replacement costs.

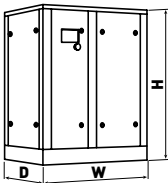
Air-End A-37 A-Series

Table of models operate in a capacity range up to 5,9 m³/min

Article	Model	Drive power (kW)	Max. working pressure (bar)	Capacity* (m³/min)	Rated voltage (phase/V/Hz)	Sound pressure level** (dB(A))	Screw connection
11100061	A3008	30,0	8	4,7	3/380/50	72	1.1/4"
11100062	A3010		10	4,0			
11100063	A3013		13	3,5			
11100071	A3708	37,0	8	5,9	3/380/50	72	1.1/4"
11100072	A3710		10	5,1			
11100073	A3713		13	4,4			

* Measured according to ISO 1217

** Measured according to ISO 3744



Dimensions A-type

Model	Height H (mm)	Width W (mm)	Depth D (mm)	Weight (kg)
A30..	1500	1400	1000	705
A37..	1500	1400	1000	745

Screw Compressors A-Series with capacity to 8,7 m³/min

A-Series are oil filled screw compressors designed for smooth and economical production of compressed air in industrial plants. They feature a compact, logically laid-out design, high quality materials and workmanship, using key components from leading manufacturers.



The following models operate in a capacity range up to 8,7 m³/min:

- A45..
- A55..

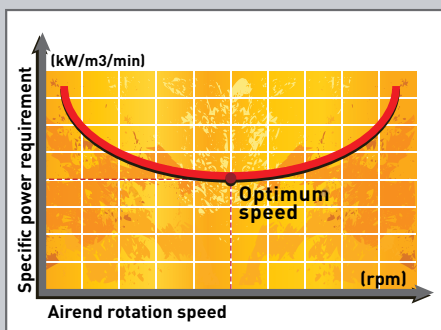


Pictured: A55..

Features:

- Modern, energy-efficient air-end.
- Microprocessor controlled for optimal cost-effective compressor operation.
- Through intelligent design of all key components, internal pressure losses are kept to a minimum, resulting in noticeable savings in total energy consumption.
- Through the use of an effective oil separation system, a residual oil content in compressed air of maximum 3 mg/m³ is attained.
- pro-Log controller for more setting and control options, supervision via LAN and connection to a multi-compressor management system.
- All filters and separators are easy to reach for economical service.

The optimal choice of parameters



The rotation speed of the helical screw rotor unit is selected on the basis of the specific optimal performance. All compressor components have been designed according to parameters chosen for optimal performance and low operating costs. A-Series offer some of the lowest specific production costs of compressed air.

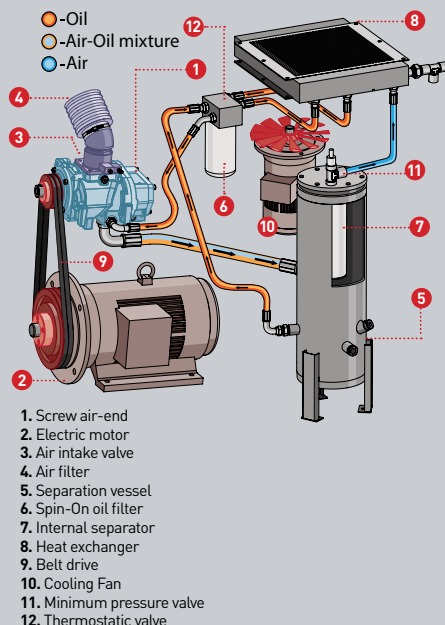
Design and technical characteristics:

A-Series screw oil-filled compressors produce industrial compressed air with supreme air treatment, class 4 according to DIN ISO 8573-1.


Base mounted version (A).



Flow chart of compressor



Effective separation system



A-Series compressors are fitted with an effective three-phase separation system.

Most of the oil is separated under centrifugal force in the separator tank.

Some of the oil is separated by gravitational force during movement of oil inside the separator.

The remaining amount of oil is separated by a quality separation element.

The total amount of oil in compressed air at the outlet of the compressor does not exceed 3 mg/m^3 .

Effective and reliable electric motor



A-Series compressors are fitted with quality electric motors with a high efficiency coefficient and world-class bearings from leading manufacturers.

The motors are not overloaded, but have a power reserve and overheat protection for windings.

Electric motor A-55 A-Series

Professional controller pro-Log



The professional controller **pro-Log** controls operation of the compressor in automatic mode, and also provides the user with necessary information on the working pressure, temperature of the air oil mixture, compressor's operation time, need for servicing, etc.

The professional controller allows several compressors to be combined into a joint system and be controlled remotely.

Screw air-end



The air end has a contemporary energy-efficient screw shape.

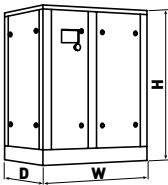
This increases compressor efficiency and reduces maintenance and replacement costs.

Air-End A-55 A-Series

Table of models operate in a capacity range up to 8,7 m³/min

Article	Model	Drive power (kW)	Max. working pressure (bar)	Capacity* (m³/min)	Rated voltage (phase/V/Hz)	Sound pressure level** dB(A)	Screw connection
11100081	A4508	45,0	8	7,0	3/380/50	75	1 1/2"
11100082	A4510		10	6,1			
11100083	A4513		13	5,3			
11100091	A5508	55,0	8	8,7	3/380/50	75	1 1/2"
11100092	A5510		10	7,4			
11100093	A5513		13	6,5			

* Measured according to ISO 1217
** Measured according to ISO 3744



Dimensions A-type

Model	Height H (mm)	Width W (mm)	Depth D (mm)	Weight (kg)
A45..	1730	1650	1100	950
A55..	1730	1650	1100	1150

Screw Compressors A-Series with capacity to 13,8 m³/min

A-Series are oil filled screw compressors designed for smooth and economical production of compressed air in industrial plants. They feature a compact, logically laid-out design, high quality materials and workmanship, using key components from leading manufacturers.



The following models operate in a capacity range up to 13,8 m³/min:

- A75..
- A90..



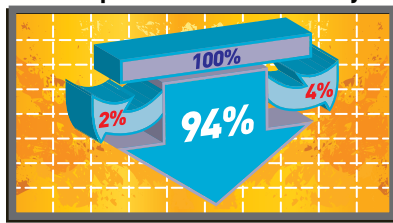
Pictured: A75..

Features:

- Modern, energy-efficient air-end.
- Microprocessor controlled for optimal cost-effective compressor operation.
- Through intelligent design of all key components, internal pressure losses are kept to a minimum, resulting in noticeable savings in total energy consumption.
- Through the use of an effective oil separation system, a residual oil content in compressed air of maximum 3 mg/m³ is attained.
- pro-Log controller for more setting and control options, supervision via LAN and connection to a multi-compressor management system.
- All filters and separators are easy to reach for economical service.

Recuperation of thermal energy

Compressor heat recovery



100% - electric energy consumed by compressor

4% - residual heat in compressed air

2% - loss to heat radiation

Up to **94%** of the electric energy expended in driving a compressor may be used again in the form of recuperated heat. A-Series compressors allow heated air to be used efficiently by recovering it for production or storage facilities.

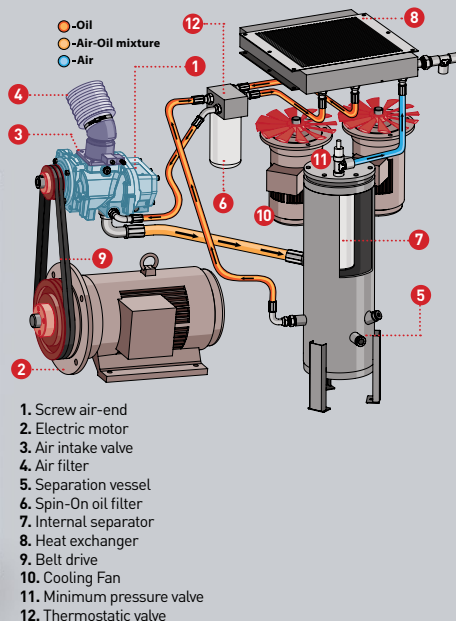
Design and technical characteristics

A-Series screw oil-filled compressors produce industrial compressed air with supreme air treatment, class 4 according to DIN ISO 8573-1.

Base mounted version (A).



Flow chart of compressor



Enhanced heat dissipation

A-Series compressor models A-75 and A-90 are fitted with a twin fan to improve heat dissipation of the compressor.

Two fans provide a sufficiently large enough inflow of cold external air to effectively cool all key compressor components. Enhanced heat dissipation positively affects the overall energy efficiency of the compressor.

See the compressor's flow chart.

Professional controller pro-Log



The professional controller **pro-Log** controls operation of the compressor in automatic mode, and also provides the user with necessary information on the working pressure, temperature of the air oil mixture, compressor's operation time, need for servicing, etc.

The professional controller allows several compressors to be combined into a joint system and be controlled remotely.

Effective and reliable electric motor



A-Series compressors are fitted with quality electric motors with a high efficiency coefficient and world-class bearings from leading manufacturers.

The motors are not overloaded, but have a power reserve and overheat protection for windings.

Electric motor **A-75 A-Series**

Screw air-end



The air end has a contemporary energy-efficient screw shape.

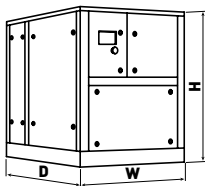
This increases compressor efficiency and reduces maintenance and replacement costs.

Air-End **A-75 A-Series**

Table of models operate in a capacity range up to 13,8 m³/min

Article	Model	Drive power (kW)	Max. working pressure (bar)	Capacity* (m³/min)	Rated voltage (phase/V/Hz)	Sound pressure level** dB(A)	Screw connection
11100101	A7508	75,0	8	11,80	3/380/50	75	2"
11100102	A7510		10	10,65			
11100103	A7513		13	9,2			
11100111	A9008	90,0	8	13,80	3/380/50	75	2"
11100112	A9010		10	12,53			
11100113	A9013		13	10,9			

* Measured according to ISO 1217
** Measured according to ISO 3744



Dimensions A-type

Model	Height H (mm)	Width W (mm)	Depth D (mm)	Weight (kg)
A75..	1800	2190	1490	1630
A90..	1800	2190	1490	1710

Lubricant for Screw Compressors ScrewLub

Comprag oil protects compressors and pneumatic tools from wear and tear and prevents condensate separating and oil foaming.
Comprag ScrewLub universal mineral oil for stationary and portable screw compressors.

Technical characteristics:

- Superb lubrication at low temperatures
- Reliable protection from wear and tear
- Excellent corrosion protection of body
- Little foaming

Complies with standards **DIN 51506 VDL,
ISO 6743/3A.**
ISO viscosity class **ISO VG 46.**



Article	Model	Volume (liter)
17120105	COMPRAG ScrewLub	5
17120110	COMPRAG ScrewLub	10



Local distributor

Comprag GmbH

Simonshöfchen 30
42327 Wuppertal, Germany
Tel.: +49- (0)202- 747015- 0
Fax: +49- (0)202- 747015- 25
Web: www.comprag.com